



## 2022 CAD Contest @ ICCAD Registration System

### User Manual

2022.04.12

**Step1: Access Registration System at <http://140.115.73.120/international/>  
You will see the following screen. Please click Register to create an account.**

A screenshot of the ICCAD International registration system login page. The page has a light pink background. In the top left corner, there is a logo for 'IC/CAD International' and a 'Log in' button in the top right corner. The main content is a white box with a dark blue header labeled 'Login'. Inside this box, there are two input fields: 'Email' and 'Password'. Below the input fields, there are three buttons: 'Login', 'Register', and 'Reset Password'. The 'Register' button is highlighted with a red rectangular border.

**Step2: Fill up information to create an account.**

A screenshot of the ICCAD International registration system register page. The page has a light pink background. The main content is a white box with a dark blue header labeled 'Register'. Inside this box, there are five input fields: 'Name' (filled with 'Andy Chen'), 'Email' (filled with 'cad.contest.iccad2022@gmail.com'), 'Contact number' (filled with '+886-912-345678'), 'Password' (filled with '.....'), and 'Verify your password' (filled with '.....'). At the bottom left of the form, there is a blue 'Submit' button highlighted with a red rectangular border.

### Step3: Verify your Email address.

#### Step3.1 Click “Send a verification email” button.

### Verify your email

Your email is

To continue the registration process, please verify your email.

#### Step3.2 Check your Email for activation link

Hi Andy Chen:

\*\*\*This E-mail is automatically sent by registration system. Please do not reply to this email\*\*\*

Thanks for creating an account in [2022 CAD Contest @ ICCAD] registration system. Please verify the information and active your account by clicking the link below.

[Registration Information]

Name	Andy Chen
E-mail	<input type="text"/>
Phone	<input type="text"/>

[Activation Link]

<http://140.115.73.120/international/verify.aspx?code=ycPBIXcDzJglqQedARivFd+Q8DgDYTggj6WXds3xgE40t6qyyseNg0TovMs056srE/4TISuJPKN1mGkEC5LfcxLUeJpNMK0uVy32E3KSiRyezN3kAMjt/95yCgEptg>

If you do not register an account in our system, please do not click the link above.

If you and any questions or need help, please send E-mail to [cad\\_contest\\_iccad@gmail.com](mailto:cad_contest_iccad@gmail.com)

Thanks for participating 2022 CAD Contest @ ICCAD again.

~ 2022 CAD Contest @ ICCAD Registration System ~

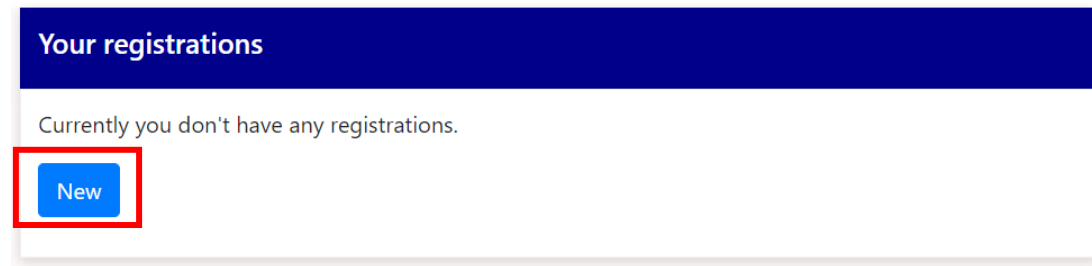
#### Step3.3 Click “Continue”

### Verify your email

Email verification success.

## Step 4. Create a registration.

### Step4.1 Click “New”



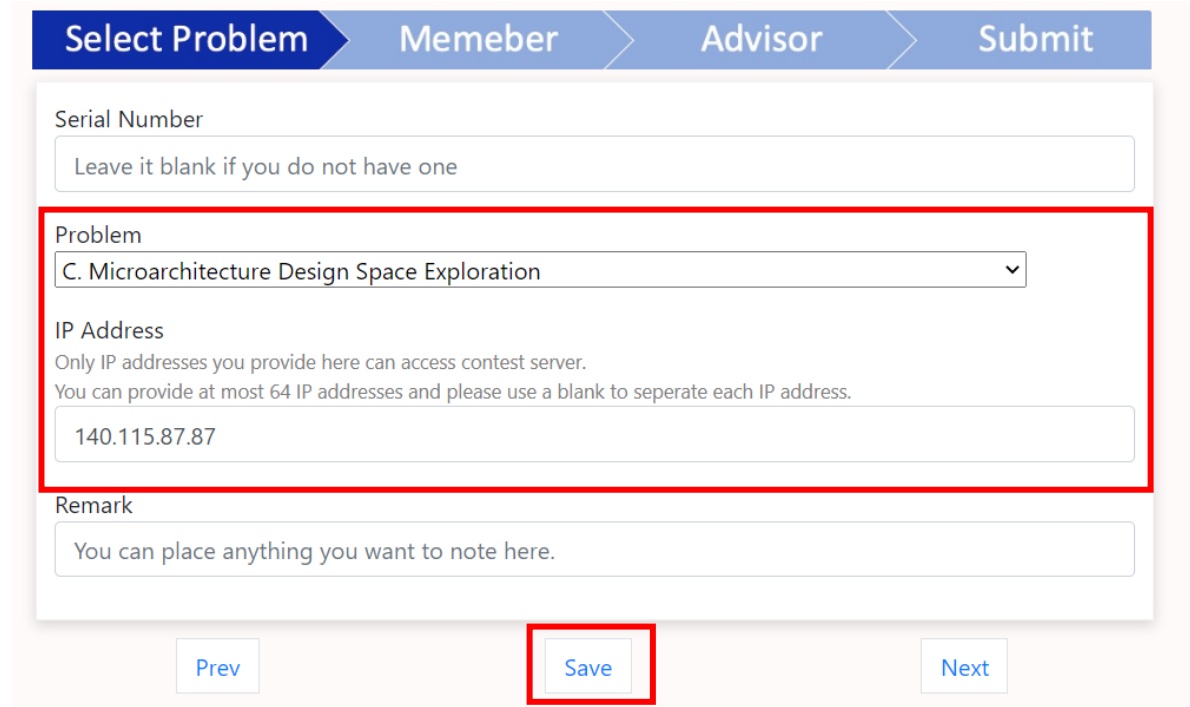
**Your registrations**

Currently you don't have any registrations.

[New](#)

### Step4.2 Select a problem and provide IP addresses. Then click “Save”.

**Note: Only the IP addresses you provide here can access contest server for testing and submission. You can provide at most 64 IP addresses with a blank as separation.**



**Select Problem** Memeber Advisor Submit

Serial Number  
Leave it blank if you do not have one

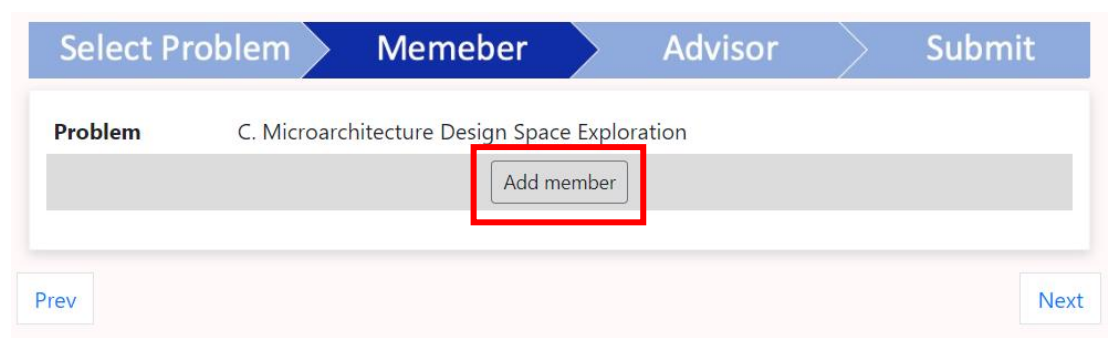
Problem  
C. Microarchitecture Design Space Exploration

IP Address  
Only IP addresses you provide here can access contest server.  
You can provide at most 64 IP addresses and please use a blank to seperate each IP address.  
140.115.87.87

Remark  
You can place anything you want to note here.

[Prev](#) [Save](#) [Next](#)

### Step4.3 Add contest members



**Select Problem** Memeber Advisor Submit

**Problem** C. Microarchitecture Design Space Exploration

[Add member](#)

[Prev](#) [Next](#)

**You have to fill up all member information one by one. Then click “Add”.**  
**You can adjust the order of the members by assigning different order numbers.**

**Select Problem** **Memeber** **Advisor** **Submit**

**Problem** C. Microarchitecture Design Space Exploration

Close

Member Name  
Andy Chen

Email  
[Redacted]

Universty/Company  
National Central University

Department  
Electrical Engineering

Order  
1

**Add** **Cancel**

Prev Next

**Then you will see the member information summary.**  
**After adding all members, click “Next” for adding advisor information.**

**Select Problem** **Memeber** **Advisor** **Submit**

**Problem** C. Microarchitecture Design Space Exploration

Add member

**Team member 1** Edit Delete

**Name:** Andy Chen

**Email:** andyygchen.ncu@gmail.com

**Affiliation:** National Central University

**Department:** Electrical Engineering

Prev **Next**

#### Step4.4 Add advisor

Select Problem > Memeber > **Advisor** > Submit

**Problem** C. Microarchitecture Design Space Exploration

Add advisor

Prev Next

**You have to fill up all advisor's information one by one. Then click "Add".  
You can adjust the order of the advisors by assigning different order numbers.**

Select Problem > Memeber > **Advisor** > Submit

**Problem** C. Microarchitecture Design Space Exploration

Close

Advisor Name  
YG Chen

Email

Universty/Company  
National Central University

Department  
Electrical Engineering

Order  
1

Add Cancel

Prev Next

**Then you will see the advisor information summary.  
After adding all advisors, click “Next” for final conformation.**

Select Problem > Memeber > **Advisor** > Submit

**Problem** C. Microarchitecture Design Space Exploration

Add advisor

**Team advisor 1** Edit Delete

<b>Name:</b>	YG Chen
<b>Email:</b>	
<b>Affiliation:</b>	National Central University
<b>Department:</b>	Electrical Engineering

Prev **Next**

### Step4.5 Final conformation

Please carefully review all information. If everything looks good, click “Submit”.

Select ProblemMemeberAdvisorSubmit

<b>Name</b>	Andy Chen
<b>Email</b>	[Redacted]
<b>Phone</b>	+886-925-104125
<b>Problem</b>	C. Microarchitecture Design Space Exploration
<b>IP Address</b>	140.115.87.87
<b>Remark</b>	
<b>Create time</b>	2022/04/11 20:16
<b>Last modify</b>	2022/04/11 20:18

**Team member 1**

<b>Name:</b>	Andy Chen
<b>Email:</b>	[Redacted]
<b>Affiliation:</b>	National Central University
<b>Department:</b>	Electrical Engineering

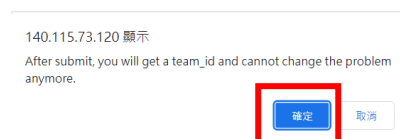
**Advisor 1**

<b>Name:</b>	YG Chen
<b>Email:</b>	[Redacted]
<b>Affiliation:</b>	National Central University
<b>Department:</b>	Electrical Engineering

Submit

Back

**Note that after clicking the “Submit”, you are not allowed to change problem you target.**



## Step4.5 Conformation E-mail Checking

You will receive an Email to confirm that you have successfully registered the contest.

\*\*\*This E-mail is automatically sent by registration system. Please do not reply to this email \*\*\*

Hi Andy Chen:

This Email is to confirm that you have successfully restarted 2022 CAD Contest @ ICCAD. The details are shown below



Register	
Name	Andy Chen
Email	[REDACTED]
Phone	+886-925-104125
Problem	C. Microarchitecture Design Space Exploration
Team ID	cadc1001
IP address	140.115.87.87
Remark	
Members:	
# 1	
Name:	Andy Chen
Email:	[REDACTED]
Alliliation:	National Central University
Department:	Electrical Engineering
Advisors:	
# 1	
Name:	YG Chen
Email:	[REDACTED]
Alliliation:	National Central University
Department:	Electrical Engineering

If you and any questions or need help, please send E-mail to [cad\\_contest.iccad@gmail.com](mailto:cad_contest.iccad@gmail.com)

Thanks for participating 2022 CAD Contest @ ICCAD again.

~ 2022 CAD Contest @ ICCAD Registration System ~

You can also find your registration at registration system.

Your registrations						
#	Team	Prob.	Status	Serial Num	Modify @	Action
1	cadc1001	C	Submitted		04/11 20:18	 



[New](#)



## Step 5. Modify an existing registration.

Step5.1 Click  to modify your registration.

Note that only IP addresses, Remarks, Member, and Advisor are allowed to modify.

Your registrations						
#	Team	Prob.	Status	Serial Num	Modify @	Action
1	cadc1001	C	Submitted		04/11 20:18	 

[New](#)

Step5.2 Modify corresponding information.

Select Problem **Member** Advisor Submit

**Problem** C. Microarchitecture Design Space Exploration

Member Name

Email

Universty/Company

Department

Order

### Step5.3 Conformation E-mail Checking.

You will receive an Email to confirm that you have successfully modified the contest.

\*\*\*This E-mail is automatically sent by registration system. Please do not reply to this email \*\*\*

Hi Andy Chen:  
This Email is to confirm that you have successfully updated registration information of 2022 CAD Contest @ ICCAD. The details are shown below Before updating:

Register			
Name	Andy Chen		
Email	[Redacted]		
Phone	[Redacted]		
Problem	C. Microarchitecture Design Space Exploration		
Team ID	cadc1001		
IP address	140.115.87.87		
Remark			
Members:		Advisors:	
# 1		# 1	
Name:	Andy Chen	Name:	YG Chen
Email:	[Redacted]	Email:	[Redacted]
Alliliation:	National Central University	Alliliation:	National Central University
Department:	Electrical Engineering	Department:	Electrical Engineering

After updating:

Register			
Name	Andy Chen		
Email	[Redacted]		
Phone	[Redacted]		
Problem	C. Microarchitecture Design Space Exploration		
Team ID	cadc1001		
IP address	140.115.87.87		
Remark			
Members:		Advisors:	
# 1		# 1	
Name:	Andy Chen	Name:	YG Chen
Email:	[Redacted]	Email:	[Redacted]
Alliliation:	National Central University	Alliliation:	National Central University
Department:	Electrical Engineering	Department:	Electrical Engineering
# 2			
Name:	Haha		
Email:	cc@cc.cc		
Alliliation:	cc		
Department:	ee		

If you and any questions or need help, please send E-mail to [cad.contest.iccad@gmail.com](mailto:cad.contest.iccad@gmail.com)

Thanks for participating 2022 CAD Contest @ ICCAD again.

~ 2022 CAD Contest @ ICCAD Registration

If you want to delete the entire registration, please click the red cross

Note that once you delete it, all information will be removed immediately.

**Your registrations**

#	Team	Prob.	Status	Serial Num	Modify @	Action
1	cadc1001	C	Submitted		04/11 20:18	

[New](#)

For any questions, please Email to [cad.contest.iccad@gmail.com](mailto:cad.contest.iccad@gmail.com)